


Community & Public Libraries Read-aloud Activities and Lesson Plan



Community Libraries Lesson

Created by Mrs. J in the Library



Today in library class, we learned about different libraries in our community, and read **"Planting Stories,"** written by Anika Aldamuy Denise and illustrated by Paola Escobar.

Design your own library card.

 my library card



© Mrs. J in the Library LLC



Design your own library card!
You can add your photo and stickers from this box and the next slide. ----->

_____'s Library Card



s Book Club
nd illustrated by Tatjana Mai-Wyss



SCROLL to take a look inside!

Read-aloud Activities and Lesson for Orientation or Public Library Field Trip



READ-ALOUD ACTIVITIES

to introduce the school library

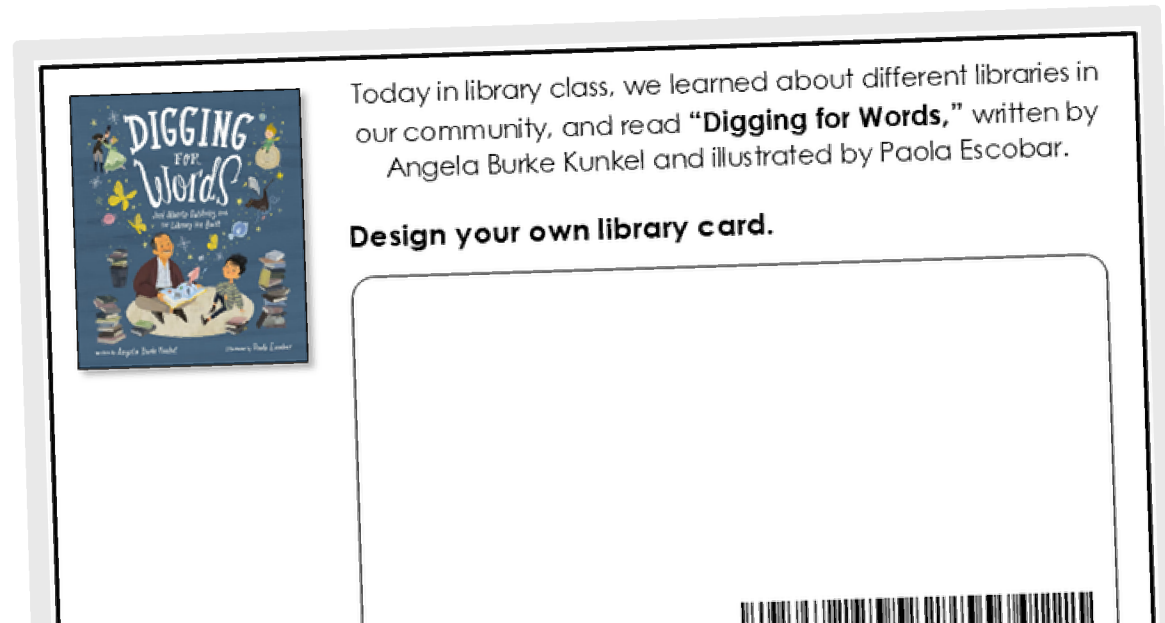
★ **Easy-prep** activities for kindergarten, 1st, and 2nd grade to introduce the public library & getting a library card

★ **Editable** in Microsoft PowerPoint, Google Slides, and Google Docs

★ 8 picture book suggestions to read aloud during the lesson



FULL CONTENTS



✔ Printable drawing activity
Full color and black & white

✔ Google Slides activity to
design a library card

✔ 8 suggested books to
read aloud

✔ Comprehensive lesson
plan with standards

Design your own library card!
You can add your photo and stickers from this box and the next slide. ----->

_____’s Library Card

Abuela’s Library
Written by Lissette Norman and illustrated by Jayri Gómez

Printable Activities

✓ Editable in Microsoft PowerPoint, 2 activities/page

✓ Easy communication with parents and families


✓ 8 different book choices for the drawing activity

✓ Full color and black & white versions



Digital Activities

Design your own library card!
You can add your photo and stickers from this box and the next slide. ----->



_____ 's Library Card

Click with your mouse or finger, and drag stickers.

Use the bucket fill color tool to change the sticker colors.



Bunny's Book Club
Written by Annie Silvestro and illustrated by Tatjana Mai-Wyss



Design your own library card!
You can add your photo and stickers from this box and the next slide. ----->



_____ 's Library Card

Click with your mouse or finger, and drag stickers.

Use the bucket fill color tool to change the sticker colors.



Our
Written by Eve Bunting and illustrated by Eve Bunting

Design your own library card!
You can add your photo and stickers from this box and the next slide. ----->



_____ 's Library Card

Click with your mouse or finger, and drag stickers.

Use the bucket fill color tool to change the sticker colors.



Miss Moore Thought Otherwise
Written by Eve Bunting and illustrated by Eve Bunting

Design your own library card!
You can add your photo and stickers from this box and the next slide. ----->



_____ 's Library Card

Click with your mouse or finger, and drag stickers.

Use the bucket fill color tool to change the sticker colors.



Digging for Words
Written by Angela Burke Kunko and illustrated by Angela Burke Kunko

Design your own library card!
You can add your photo and stickers from this box and the next slide. ----->



_____ 's Library Card

Click with your mouse or finger, and drag stickers.

Use the bucket fill color tool to change the sticker colors.



Behind My Doors
Written by Hena Khan and illustrated by Nabila Adani



Digital Activities

Design your own library card!
You can add your photo and stickers from this box and the next slide. ----->

_____ 's Library Card

Pura's Cuentos
Written by Annette Bay Pimentel and illustrated by Magaly Morales

Click with your mouse or finger, and drag stickers.

Use the bucket fill color tool to change the sticker colors.

Font Awesome

Extra stickers for students to copy and paste

Design your own library card!
You can add your photo and stickers from this box and the next slide. ----->

_____ 's Library Card

Planting Stories
Written by Anika Aldamuy Den

Design your own library card!
You can add your photo and stickers from this box and the next slide. ----->

_____ 's Library Card

Bunny's Book Club

Click with your mouse or finger, and drag stickers.

Use the bucket fill color tool to change the sticker colors.

Font Awesome

Extra stickers for students to copy and paste

Extra stickers for students to copy and paste

Comprehensive Lesson Plan

Editable in Google Docs and aligned to:

- AASL Standards for Learners
- Common Core ELA Standards

